



LX DESIGN MODELS

ARCHITECTURAL 3D MODELING

DESIGN YOUR OWN ARCHITECTURAL MODEL

Who We Are



LX DESIGN MODELS is an Architectural or Scale model making company located at Bandar Mahkota Cheras in Malaysia. **LX DESIGN MODELS** established in 2015 and in short few years, we have consistently gained our client trust with our excellent craftsmanship.

We have completed various type of models for large cross-section of companies and individuals in the field of construction , engineering ,architecture,and government department as well.

We are a team of meticulous craftsmen and enthusiast people that keep learning,adapt and equip oueselves with latest CAD/CAM, CMA machining,laser cutting machining and 3d printing technology to create extraordinary precision, details and realistic model.

We always strive for the best and insist only high-graded materials to be used to ensure best in quality ,stability and durability for each of our masterpieces.

BASIC INFORMATION



LOREX LOH is the founded and project manager of **LX DESIGN MODELS**

He has made a solid mark in the Architectural model industry from a very young age. He got his basic training on scale model calculations, has been a part of more than 200 projects and have 17 years of experience in this line



- Current permanent staff : 8
- Operating in the Malaysia, Bandar Mahkota cheras.
- Company registration no : 002417324-P
- Bank account : Hong Leong Bank
LX DESIGN MODELS
21500047050

OUR SCALE MODEL FOR ALL YOUR NEEDS

MIXED DEVELOPMENT

Commercial Model

Audience: Investor, Property agent, prospect

Option: Touchscreen or tablet for phase control, traffic flow and perspective visual presentation.

EVENT LAUNCHING

Project Model

Audience: Minister, VIP, Investor, Developer

Option: Scale model's sound and animated light effects with tablet or launch pad to officiate event.

RESIDENTIAL

Bungalow, Terrace, Condominium Model

Audience: Investor, Property agent, prospect

Option: Push button type indication or touchscreen unit selection with typical plan layout

ADVERTISING

Innovative, Creative Model

Audience: Public showcasing and branding

Option: Augmented reality, motion sensors with sound, light and visual presentation.

EXHIBITION

Portable, Roadshow Model

Audience: Public awareness campaign

Option: Simple light effects with push button or smart phone app control

INDIVIDUAL

Conceptual, Detailed Model

Audience: Investor, Property agent, prospect

Option: Touchscreen or tablet for phase control, traffic flow and perspective visual presentation.

GET IN TOUCH

OFFICE : (603) 9011 6680

LOREX LOH : 012.216 2192

SUKI : 016.221 7560

LX DESIGN MODELS

(002417324-P)

11-2 jalan temenggung 13/9,
Bandar mahkota cheras ,
43200 cheras, Selangor

We offer Excellent
Craftmanship Within Your
Budget!

Email : lxscalemodel@gmail.com

Website : www.lxdmodels.org

Facebook : [Architectural model maker LX Design Models](#)

RESIDENTIAL



Scale : 1:75

Project : ALAMANDA RESIDENCES

Company : PICOLAND SDN BHD.

Scale : 1:75

Project : NESTREE RESIDENCES

Company : PICOLAND SDN BHD.



Scale : 1:75

Project : COWAY BUILDING

Company : COWAY MALAYSIA.



RESIDENTIAL



Scale : 1:50

Project : THE ANDERSON @ IPOH

Company : A TECH PROPERTIES SDN BHD.



Scale : 1:75

Project : THE NEST RESIDENCES

Company : NAGANO HOLDINGS SDN BHD.



Scale : 1:125

Project : IMBI RESIDENCES

Company : DEBAO PROPERTY SDN BHD.

RESIDENTIAL



Scale : 1:75

Project : NEST-2 RESIDENCES

Company : NAGANO HOLDINGS SDN BHD.



Scale : 1:75

Project : JRK CONVENA

Company : JRK GROUP SDN BHD.

RESIDENTIAL



Scale : 1:100
Project : RIZT AVENUE
Company : POLY RITZ DEV SDN BHD.



Scale : 1:100
Project : EMBAYU DAMANSARA WEST
Company : PRG HOLDING SDN BHD.



Scale : 1:150
Project : EKO CHERAS MALL
Company : EKOVEST SDN BHD.

RESIDENTIAL



Scale : 1:175

Project : LAKEPOINT RESIDENCES

Company : YANJIAN SDN BHD.

Scale : 1:150

Project : THE STRAITS

Company : SONATA RESOURCES SDN BHD.



Scale : 1:100

Project : CAMARA DAMAI RESIDENCES

Company : I&P GROUP.

Scale : 1:150

Project : SHANGRI RESIDENCES

Company : PARA GROUP.



RESIDENTIAL



Scale : 1:150

Project : RITZ COMMUNITIES

Company : POLY RIZT DEV SDN BHD.



Scale : 1:300

Project : E + ISLAND PUCHONG

Company : GBG PROPERTY SDN BHD.




Scale : 1:150

Project : CIRCO @ PANTAI

Company : POLY RIZT DEVELOPMENT SDN BHD.

COMMERCIAL



Scale : 1:300

Project : ROSSO PLACE

Company : MK LAND SDN BHD.



Scale : 1:150

Project : BATU CAVE TEMPLE

Company : POLY RITZ DEVELOPMENT SDN BHD.




Scale : 1:400

Project : IOI CITY MALL (PUTRAJAYA)

Company : IOI PROPERTIES GROUP.

COMMERCIAL



Scale : 1:125
Project : LAMAN PKNS
Company : PKNS PROPERTY

Scale : 1:300
Project : KANGAR CITY
Company : SAFUAN GROUP.



Scale : 1:150
Project : UITM SCHOOL
Company : QHAWARIZMI ARCHITECT.



MASTERPLAN



Scale : 1:1000

Project : TELUK INTAK OVERALL

Company : LAGENDA PROPERTIES.



Scale : 1:300

Project : ANGGUNG 3

Company : SP SETIA.

MASTERPLAN



Scale : 1:150


Project : RAFFLESIA HILL

Company : MK LAND SDN BHD.

Scale : 1:300

Project : THEARA

Company : SP SETIA.



MASTERPLAN



Scale : 1:1100
Project : TESMASYA GLENMARIE
Company : SP SETIA BHD .

Scale : 1:100
Project : ANDIRA PARK
Company : BUKIT HITAM DEV SDN BHD.



Scale : 1:4000
Project : SUKE HIGHWAY
Company : POLINTAS SDN BHD.



MASTERPLAN



Scale : 1:150

Project : RAFFLESIA HILL

Company : MK LAND SDN BHD.



Scale : 1:2000

Project : TROPICANA AMAN

Company : TROPICANA CORPORATE



Scale : 1:150

Project : GARDEN TERRACES

Company : DNP LAND.

The image shows a physical architectural model of the Al-Nadaya residential development. The model is set on a green base representing grass. It features several rectangular building footprints arranged in a grid-like pattern, with some areas designated as parking lots. The model is illuminated with small lights, and there are small white markers with labels like 'PHASE 201', 'PHASE 202', 'PHASE 203', 'PHASE 204', 'PHASE 205', 'PHASE 206', 'PHASE 207', and 'PHASE 208' placed around the model. In the foreground, there is a black control panel with a red emergency stop button and a 'ON/OFF' switch. The panel also has labels for the different phases of the project.

Company : MRC BERHAD.



Company : DNP LAND.



Company : MK LAND SDN BHD.

MASTERPLAN

Scale : 1: 300

Project : PUNCAK ISKANDAR @ IPOH

Company : MRCB LAND SDN BHD.



Scale : 1: 200

Project : BUKIT SETIA WANGSA

Company : CHUN FU DEVELOPMENT SDN BHD.



Scale : 1: 200

Project : LILY CAHAYA ALAM

Company : ENCORP GROUP.



MASTERPLAN

Scale : 1:2000

Project : TAMAN BUNGA RAYA

Company : MK LAND SDN BHD.



Scale : 1:400

Project : SAKURA PHASE 1

Company : MK LAND SDN BHD.



Scale : 1:1000

Project : IOI CITY MALL

Company : IOI PROPERTIES BHD.

TYPICAL (LANDED)



Scale : 1:20

Project : SEMI-D HOUSE

Company : SP SETIA.

Scale : 1:20

Project : DOUBLE STOREY TERRACE

Company : SP SETIA.



TYPICAL (LANDED)



Scale : 1:30

Project : SEMI- D & CLUSTER HOUSE

Company : GLENMARIE PROPERTIES.



Scale : 1:30

Project : SINGLE STOREY TERRACE HOUSE

Company : TIARA PAKA SDN BHD.

TYPICAL (LANDED)



Scale : 1:30

Project : DOUBLE STOREY TOWNHOUSE

Company : CIDB MALAYSIA.



Scale : 1:30

Project : SINGLE STOREY TERRACE HOUSE

Company : CIDB MALAYSIA.

TYPICAL (LANDED)



Scale : 1:40
Project : SEMI-D HOUSE
Company : SP SETIA.

Scale : 1:40
Project : SEMI-D HOUSE
Company : SP SETIA.



TYPICAL (LANDED)



Scale : 1:30

Project : DOUBLE STOREY TERRACE HOUSE

Company :HUAYANG BERHAD.

Scale : 1:20

Project : BANGULOW HOUSE

Company : SPB SDN BHD.



TYPICAL (LANDED)



Scale : 1:30

Project : ANDIRA PARK

Company : BUKIT HITAM DEV SDN BHD.

Scale : 1:30

Project : SEMI- D FACTORY

Company : LANGKAH SATRIA SDN BHD.



Scale : 1:30

Project : ARONIA TERRACE

Company : SP ECOHILL SDN BHD.



Scale : 1:30

Project : RAFFLESIA

Company : MK LAND SDN BHD.

TYPICAL (LANDED)



Scale : 1:40
Project : KLUANG SEMI-D
Company : REALTY HEIGHT
SDN BHD.



Scale : 1:30
Project : KEDAH SEMI-D
Company : SP BAIDURI SDN BHD.



Scale : 1:75
Project : GLASS HOUSE
Company : GLASS HOUSE SDN BHD



Scale : 1:30
Project : GARDEN TERRACES
Company : KINGBRIDGE SDN BHD.

TYPICAL (LANDED)



Scale : 1:40
Project : A3-06 ALAM IMPIAN
Company : SP SETIA



Scale : 1:30
Project : BUKIT SETIA WANGSA
Company : CHUN FU DEV SDN BHD.



Scale : 1:50
Project : BAYUEMAS TERRACE
Company : SP SETIA



Scale : 1:30
Project : 51 EVERNEW
Company : JAG DEV SDN BHD.

TYPICAL (LANDED)



Scale : 1:40

Project : ALAM IMPIAN TERRACE

Company : I&P BERHAD.



Scale : 1:30

Project : DESA SEBARALL TERRACE

Company : GASING MEGA SDN BHD.



Scale : 1:40

Project : PPA1M TERRACE

Company : DETIK VENTURE SDN BHD.



Scale : 1:30

Project : TAMAN SAUJANA DAMAN

Company : DETIK VENTURE SDN BHD.

TYPICAL (LANDED)



Scale : 1:20

Project : LEEGEANA SEMI- D

Company : SP SETIA SDN BHD.

Scale : 1: 25

Project : TAMAN NURI PHASE 3

Company : SPB PROPERTY SDN BHD.



TYPICAL (LANDED)

Scale : 1:40

Project : RAFFLESIA TYPE B

Company : MK LAND SDN BHD.



Scale : 1:30

Project : KLUANG TERRACE

Company : REALTY HEIGHT SDN BHD.

Scale : 1:50

Project : GARDEN TERRACE

Company : DNP LAND SDN BHD.



TYPICAL (LANDED)



Scale : 1:30
Project : MALAY HOUSE
Company : OPES PROPERTIES SDN BHD



Scale : 1:30
Project : ZERO LOT
Company : SPB SDN BHD.



Scale : 1:30
Project : CLOVER
Company : MUST EHSAN DEV SDN BHD.



Scale : 1:30
Project : SEMI-D
Company : EVERSHINE SDN BHD

TYPICAL (LANDED)



Scale : 1:40
Project : SUNGAI PETANI SEMI-D
Company : SP BAIDURI SDN BHD.



Scale : 1:25
Project : T B CHENG
Company : SPB SDN BHD.



Scale : 1:30
Project : PUCHONG TERRACE
Company : HIM DEV SDN BHD.



Scale : 1:40
Project : SG.LONG BUNGALOW
Company : LUMCHANG SDN BHD.

TYPICAL (LANDED)

Scale : 1:20
Project : NURI PHASE 6
Company : SPB SDN BHD.



Scale : 1:25
Project : T B CHENG
Company : SPB SDN BHD.



Scale : 1:40
Project : SEMI- D
Company : LUMCHANG SDN BHD.



Scale : 1:30
Project : SEREMBAN TERRACE
Company : LIN TIK SDN BHD.



TYPICAL (LANDED)



Scale : 1:40
Project : PENANG TERRACE
Company : DNP LAND SDN BHD.



Scale : 1:25
Project : LA CASA SEMI-D KEDAH
Company : SPB SDN BHD.



Scale : 1:30
Project : ACORUS
Company : SP ECOHILL SDN BHD.

TYPICAL (LANDED)



Scale : 1:20

Project : LOREUM

Company : SP SETIA SDN BHD.

Scale : 1:40

Project : ALAM IMPIAN TERRACE

Company : I&P BERHAD.



Scale : 1:25/40

Project : PENANG SEMI-D

Company : DNP LAND SDN BHD.

TYPICAL (LANDED)



Scale : 1:30

Project : KLANG TERRACE

Company : GOLDEN PAVILLION SDN BHD.



Scale : 1:30

Project : ACORUS

Company : SP ECOHILL SDN BHD.



Scale : 1:75

Project : MONET GARDEN

Company : SUNSURI BHD.

TYPICAL (UNIT)



Scale : 1:30

Project : RIZT COMMUNITIES

Company : POLY RIZT DEV SDN BHD.

Scale : 1:25

Project : LAKE POINT RESIDENCES

Company : YAN JIAN SDN BHD.



Scale : 1:30

Project : CAMARA RESIDENCES

Company : I&P GROUP BERHAD.


Scale : 1:50

Project : LINARI PARK

Company : IMPIANA LAND SDN BHD.



TYPICAL (UNIT)



Scale : 1:40

Project : TYPICAL G&1ST FLOOR

Company : DNP LAND SDN BHD.

Scale : 1:30

Project : SHANGRI

Company : PARA GROUP SDN BHD.



Scale : 1:40

Project : TYPICAL G,1ST &2ND FLOOR

Company : MK LAND SDN BHD.



ROAD MAP + (RAISE UP MODEL)




Scale : 1:400 / 3000
Project : RYAN & MIHO
Company : OSK PROPERTY.



Scale : 1: 500 / 2000
Project : SAUSANA @ DAMAI
Company : MK LAND SDN BHD.



Scale : 1:500 / 2500
Project : LAVILE CHERAS
Company : ORANDO HOLDINGS SDN BHD.



CONCEPTUAL



Scale : 1:500

Project : STUDY MODEL

Company : MK LAND SDN BHD.



Scale : 1:1000

Project : OVERALL MASTERPLAN CONCEPT

Company : KH LAND.

Scale : 1:400

Project : STUDIO MAKAL

Company : SINGAPORE CO.



Scale : 1:50

Project : STUDY BUNGALOW

Company : SINGAPORE CO.



ATTENTION TO DETAILS

At **LX DESIGN MODELS**, we are helmed by professionals with years of experience in architectural scale model. With the technology we use to produce the models, we'll be able to turn a 2-dimensional idea into a 3-dimensional model of visual representation.

To further improve the realism of the physical model, our professionals will be able to input additional elements into model such as lighting, texture, colouring and even integrating a sound system , if requested.

CONSTRUTIVE ADVICE

We believe that we perform an important service to our clients, as we help them to put their ideas into a workable model so that could project thier ideas easily to the world. We worl closery with our clients to understand what they are looking to accomplish with the architectural scale model. We also work on the specification details and special requests from the client , so that we may execute flawless final product.

We also provide consultation to our clients , as our professionals will be able to offer advice on achieving the final model look that the client is looking for. Client satisfaction is a priority, and we strive to great lenghts so wen can provide it.

Delivery on schedule and most importantly guaranteed satisfied client.

ARCHITECTURAL MODEL MAKING PROCESS

PRE-PRODUCTION

Discussing in accordance with dwg plan provide by client construct modeling style.

WARRANTY

Provide 1 year warranty service for non-human caused damages of the model .

MODEL TRANSPORTATION SERVICES

Professional lorry transportation service technical support and installation service .

PURPOSE PRICING & PROPOSAL

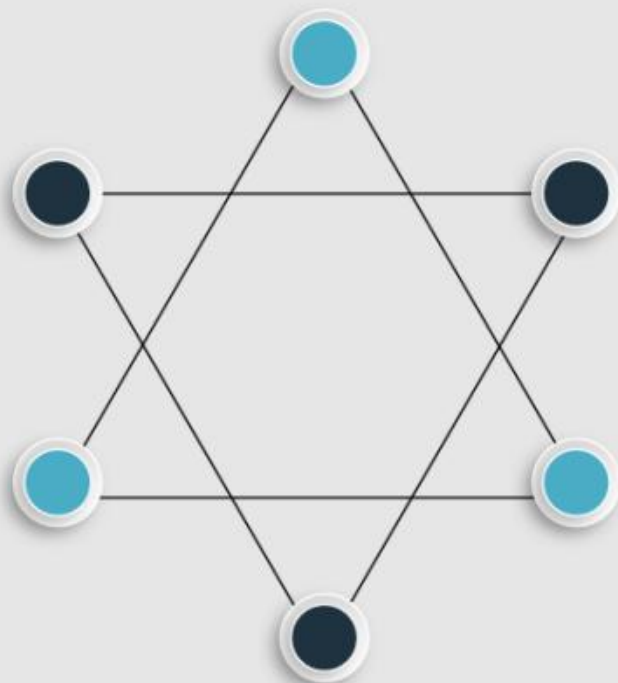
Estimator based on Architectural style, size and determination model fees, signing production service order.

PRODUCTION ORGANIZATION TRIAGE

- a) Building Production Processes.
- b) Landscape Design Production Processes.
- c) Building Ambient lighting Assembly.

PRODUCTION COMPLETED TEST

Ensuring clients satisfaction the model and meet with clients expectation and requirements.





LX DESIGN MODELS

(002417324-P)

TEL : (603) 9011 6680 - office
012 2162192 - Lorex
016 2217560 - Suki

Email : lxscalemodel@gmail.com

Website : www.lxdmodels.org

Address : 11-2 , jalan temenggung 13/9,
Bandar mahkota cheras,
43200 cheras , Selangor